

R-CAM 1000 DOWNHOLE CAMERA SYSTEM

DESCRIPTION

The Laval **R-Cam 1000** downhole camera is a completely portable, self-contained video inspection system that can inspect boreholes up to 300m (1000 ft.) deep and 50cm (1.64 ft.) in diameter.

The **R-Cam 1000** system combines all the features of a full, professional system with breakthrough affordability. Developed as a cost-effective portable system, it delivers real-time inspection footage on-site. Using the **R-Cam 1000** allows operators to offer an enhanced and quality service by giving clients the opportunity to view well conditions and approve completed works, a must for drillers & rehabilitation engineers.

This lightweight, smaller size, professional grade camera comes with its own trolley and features include down and side viewing capability, an on-screen depth counter, liquid crystal display, DVD recorder, 12v power supply and a portable battery.



TECHNICAL CHARACTERISTICS

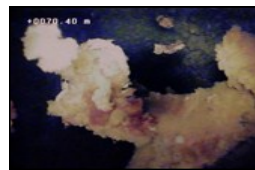


- Dual wide angle colour camera, side and down view with 360° rotation
- Digital on screen depth counter and control box
- 7" colour LCD mounted monitor
- 18 Super Bright, Water Clear, shock proof LED down view lights
- 32 Super Bright, Water Clear, shock proof LED side view lights
- Powered reel with adjustable speed
- 300m (1000 ft.) kevlar reinforced cable (340 kg breaking strength)
- Maximum Diameter - 50mm
- Slip ring technology 360° dual rotation (side & down facing camera)
- 12v portable DVD
- 2 wheeled trolley for ultimate mobility
- Portable 12v battery and charger (min 4 hour run time)
- Crush proof durable & portable control case
- 3m (10ft.) surplus cable to allow use inside vehicle during survey
- 36" extendable boom for positioning over borehole
- Camera centering bands
- Operating temperature range: 0°C to 50°C (33°F to 122°F)

MAIN CHARACTERISTICS

The **R-Cam 1000** is ideal for periodic and post-service inspections, to determine existing well conditions and perform preventative maintenance in water wells, boreholes, underground storage tanks and mine shafts.

The camera is also an ideal piece of equipment for lost tool recovery, ground water monitoring and assessing environmental conditions. Applications include water well completion, environmental monitoring, well evaluations, hydrogeological studies, mining applications and for monitoring engineering parameters.

High quality photos for optimal viewing



R-CAM 1000 DOWNHOLE CAMERA SYSTEM

KEY FEATURES OF R-CAM 1000

Portable Camera Control Unit →
Compact package with hard case and locking mechanism for the monitor and all control functions

Video Monitor ←
7" LCD colour monitor with sun shield

Digital Video Recorder →
12v recorder to document the survey

Depth Counter ←
Digital on-screen depth counter to tenths of feet or meters

10' surplus Cable →
Allows remote viewing in extreme weather

Powered reel ←
Adjustable speed powered winch with 300 m (1,000 ft.) of Kevlar reinforced coaxial cable

Transport cart →
Custom 2 - wheeled unit for ultimate mobility

High Intensity Lighting/Dual Camera System ↑
50 super bright, water-clear LEDs allows high resolution photos in wells up to 50cm in diameter
Dual wide angle cameras, one down view, one side view, with remote switching and continuous 360° rotation

Portable Power Supply ↑
12v Battery with charger and digital volt meter

Note: Tri-lights not included in standard package.

Also available - our range of **R-CAM 1000** accessories;



R-CAM Tri-Lights - Three light, ultra bright LED accessory. For use with larger diameter wells.



Mini CAM Compact - External video accessory for recording surveys and acts as an additional back up facility.



Boode U.K. Ltd - UK
Brindley Road
Dodwells Bridge, Hinckley
Leics, LE10 3BY, ENGLAND
TEL: + 44 (0) 1455 61 13 17
FAX: + 44 (0) 1455 61 09 71
email: info@boodeuk.com